

OLLON
CHECK LIST

A: Bolt

36PCS



B: Bolt Driver

1PC



C: Seat Cushion

2PC



D: Beck Cushion

3PCS




E: Metal Leg

12PCS




F: Chaise Cushion

1PC



G: Lovessat Body

1PC



H: Chaise Body

1PC



I: Ottoman Cushion

1PC

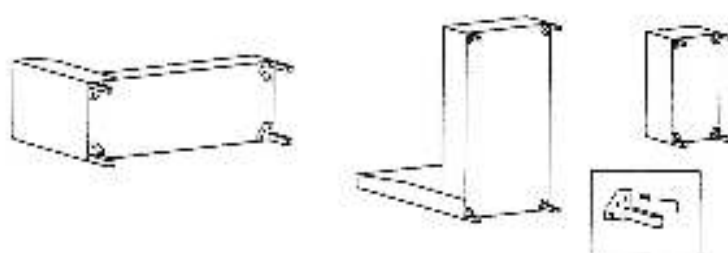


Packed and verified by: _____

Signature: _____

ASSMEELY INSTRUCTIONS

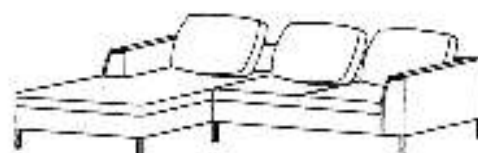
STEP 1: Assemble the legs to the loveseat body, chaise body, and ottoman.



STEP 2: Place all the cushions on the assembled unit as below.



STEP 3: Or you will get Option B as below.



PARTS AND HARDWARE



Bolt 36PCS



Bolt Driver 1PC




Seat Cushion 1PC




Back Cushion 3PCS



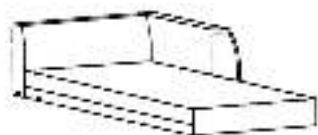
Metal Leg 12PCS



Chaise Cushion 1PC



Loveseat Body 1PC



Chaise Body 1PC



Ottoman Cushion 1PC

OLLON
ASSEMBLY INSTRUCTIONS

IMPORTANT NOTE:

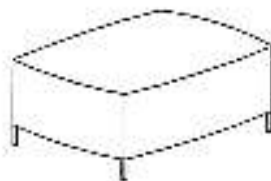
- ** PLACE ALL PARTS ON A CLEAN AND SMOOTH SURFACE SUCH AS A RUG OR CARPET TO AVOID THE PARTS FROM BEING SCRATCHED.
- ** BEFORE YOU BEGIN , KINDLY FOLLOW THE ASSEMBLY INSTRUCTIONS STEP BY STEP.
- ** DO NOT SIT UNTIL THE SOFA IS FULLY SET-UP.



OPTION A



OPTION B



OTTOMAN